

## SOLIDS Handling SUBMERSIBLE PUMPS

### **Proven Performance**

Barnes offers a broad line of engineered submersible solids handling pumps for a wide variety of light to heavy duty wastewater applications. Designed specifically for unscreened raw sewage or industrial waste applications, these pumps are available in 3" to 8" discharge and can handle spherical solids from 1.5" up to 4" in diameter.

With heads to 258' and capacities to 5,400 gpm at 104°F continuous media temperature, Barnes submersible pumps deliver efficient hydraulic coverage. The motors are completely sealed against contaminants, and bearings are lubricated for the life of the pump, significantly reducing maintenance and operating costs.

### **Applications**


When wastewater collection is in a below-grade sump or wet well.

Where construction of a building for above-ground pumping equipment is not practical.

For use in an existing pump station that is subject to frequent flooding due to power failures or leakage.

Where there is limited vertical clearance in an existing station.

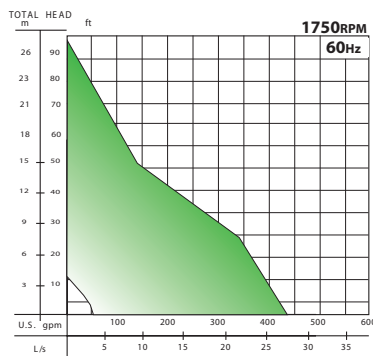
*Engineered submersible solids handling wastewater pumps for municipal, industrial, residential & commercial applications. A dependable answer for sewage and waste handling needs.*



## 3SE, 3XSE



<b>Size</b>	3" horizontal/vertical
<b>Motor</b>	.75hp - 3hp oil or air filled
<b>Head</b>	to 95'
<b>Flow</b>	to 440gpm
<b>Volutes</b>	concentric
<b>Impeller</b>	open & enclosed
<b>Solids</b>	1.5" • 2" • 2.5"

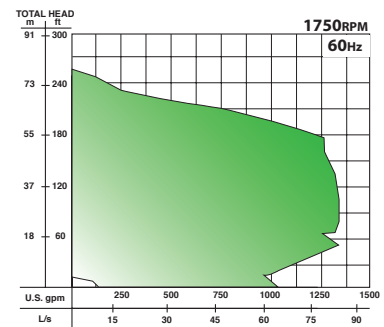


Models with air filled explosion proof motors available.

## 4SE



<b>Size</b>	4" horizontal
<b>Motor</b>	.9hp - 100hp oil filled or air filled
<b>Head</b>	to 258'
<b>Flow</b>	to 1,265gpm
<b>Volutes</b>	standard concentric high efficiency scroll
<b>Impeller</b>	open & enclosed
<b>Solids</b>	1.5" • 2" • 3"



Models with air filled explosion proof motors available.

### Control Panels

Control panels are available in NEMA 3R, 4X, and other enclosures for Simplex and Duplex pumping systems. Standard panels include: 120v control transformers, alternators (in Duplex panels), circuit breakers, motor overload protection, Hand-Off-Automatic selector switch, run lights, alarm circuit, magnetic starters, seal fail light, motor high temperature light. Custom panels available.



### Break Away Fittings

Barnes break away fittings allow pump installation and removal without wet well entry or piping disconnection. Break away fittings provide easy access to all Barnes 3" (50mm) through 8" (200mm) submersible pumps; units may be adapted for other submersibles with similar discharge openings. Available in non-sparking design.

### Access Covers

Available in multiple sizes in aluminum and steel construction, each gasketed and fitted for use with specific Simplex and Duplex pump systems.

### Other Barnes Submersible Pump Accessories\*

- Remote alarms
- Fiberglass basins and packaged systems
- Bronze gate valves

\* Check with the factory on the availability of additional accessories.

- High water alarms
- Ball check valves
- Simplex and Duplex junction boxes



**CRANE** PUMPS & SYSTEMS

A Crane Co. Company

**Crane Pumps & Systems**  
420 Third Street  
Piqua, Ohio 45356  
(937) 778-8947  
Fax (937) 773-7157  
www.cranepumps.com

**Crane Pumps & Systems Canada**  
83 West Drive  
Brampton, Ont. Canada L6T 2J6  
(905) 457-6223  
Fax (905) 457-2650

© 2011 Crane Pumps & Systems, Inc.  
A Crane Co. Company  
Printed in U.S.A.  
BSOLIDS-B - Rev. C (11/11)